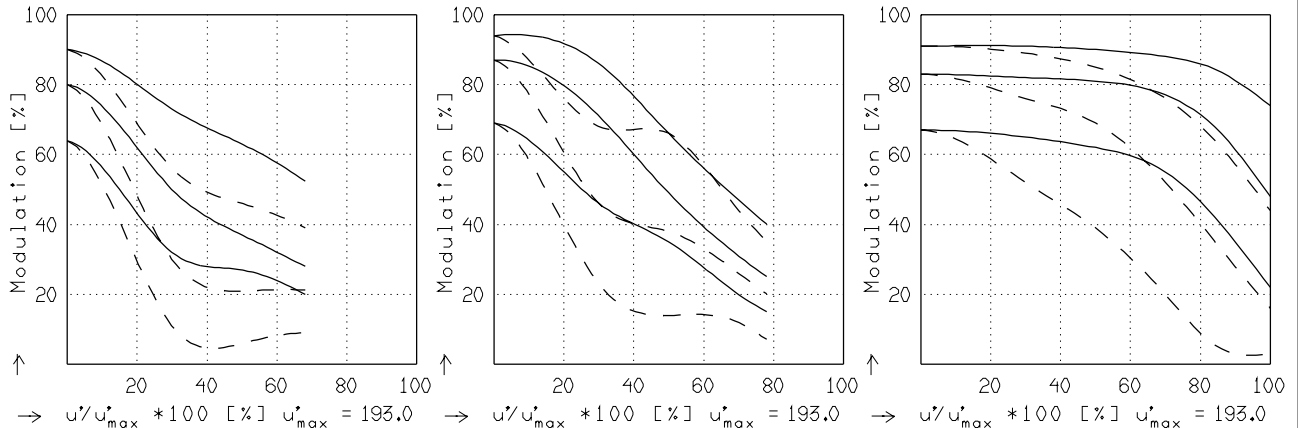


SUPER-SYMMAR XL 5.6/150 ASPH.

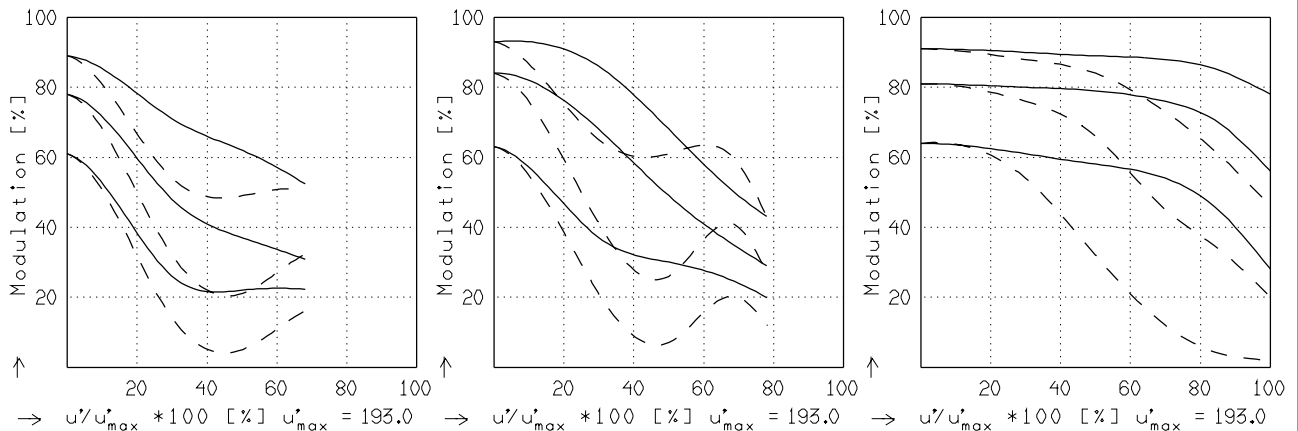
MODULATION with reference to the relative image height

Wavelength λ	[nm]	546	644	588	480	436	405
Spectral weighting	[%]	24.6	18.6	22.1	12.4	15.2	7.1
Spatial frequency R	[1/mm]	5	10	20			
Format	[mm X mm]	180.0	X240.0				
Diagonal $2u'$	[mm]	386.0					

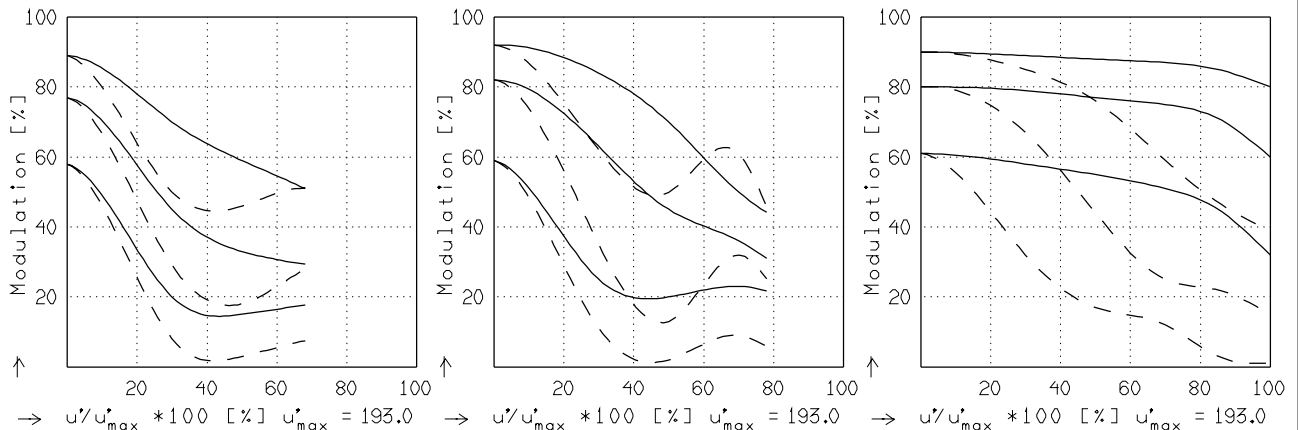
radial —
tangential - -



$f' = 148.1$ $f/5.6$ $1/\beta' = \infty$ $00' = \infty$ $f' = 148.1$ $f/8.0$ $1/\beta' = \infty$ $00' = \infty$ $f' = 148.1$ $f/22.0$ $1/\beta' = \infty$ $00' = \infty$



$f' = 148.1$ $f/5.6$ $1/\beta' = -10.00$ $00' = 1816$. $f' = 148.1$ $f/8.0$ $1/\beta' = -10.00$ $00' = 1816$. $f' = 148.1$ $f/22.0$ $1/\beta' = -10.00$ $00' = 1816$.



$f' = 148.1$ $f/5.6$ $1/\beta' = -5.00$ $00' = 1091$. $f' = 148.1$ $f/8.0$ $1/\beta' = -5.00$ $00' = 1091$. $f' = 148.1$ $f/22.0$ $1/\beta' = -5.00$ $00' = 1091$.

Focusing : MTF_{max} at $f/5.6$, $R = 20$ 1/mm, $u'/u'_{max} = 0$